



DISCOVERING WHO WE ARE TOGETHER

STUDENT DEMOGRAPHIC SURVEY REPORT 2024–25

This survey captures insights into the demographics, diversity, and unique characteristics of our student community.



Survey Background

In early January 2025, Fort McMurray Public Schools conducted a Student Demographic Survey. We wanted to learn more about the diversity of the students we serve. This information will be used to inform actions that can lead to more students experiencing success. To help us learn more, we reached out to students in Grades 4-12 and invited them to share information about themselves, including their:

- Indigenous heritage
- racial background
- ethnicity
- religion or spiritual belief(s)
- gender expression
- sexual orientation (Grades 7–12 only)

At FMPSD, we recognize that creating a truly inclusive environment is essential for our staff and students'. We believe that diversity is a tremendous asset and that the range of skills, ideas, and perspectives our staff members bring to the table drives our success. FMPSD knows that building a more inclusive workplace is an ongoing process, and we recognize that this initiative represents a significant step forward in our efforts to create a genuinely welcoming and equitable environment for staff, students and stakeholders. This work has been informed by the voices of students, staff, families and members of the community and has included the following actions:



Board Chair

"As a Board, we want each and every person in FMPSD to experience a strong sense of belonging as a foundation for their personal success. The students represented by these survey answers are like individual threads, each unique one claiming their rightful place in the tapestry that is our school division. The weaving is ongoing, and we commit to using the data in this report to continue the work of building, strengthening, and fostering genuine belonging for ALL."

- Board Chair Linda Mywaart

Superintendent

"Understanding who our students are is the first step in ensuring they feel seen, valued, and supported. Our schools are places where every student should experience belonging, care, and the confidence to thrive."

- Superintendent Annalee Nutter

Student Advisory

"Knowing that schools take the time and effort to record the diverse opinions of students reminds me that I am a part of something bigger and that the perspectives of all students are taken into consideration. Every student is given the chance to give back their unique feedback which will directly improve the well-being of all students."

- Student Advisory Group



Administering the Student Demographic Survey

The survey was open for students to complete between January 8 and January 15, 2025. Participation in the survey was voluntary. Parents who did not want their child to participate were able to opt their child out. Survey questions were designed to be age-appropriate for students in Grades 4–6 and Grades 7–12.

When answering each question, students were able to choose from a list of provided options and were also given the opportunity to provide a written response. Students who participated in the survey responded only to the questions they felt comfortable answering. For each question, students had the option to choose “I prefer not to answer”, “I do not understand this question”, or to skip the question altogether. The “other” option was also provided to students to input responses that the survey might not have included or to expand on answers.



Student Participation Rates

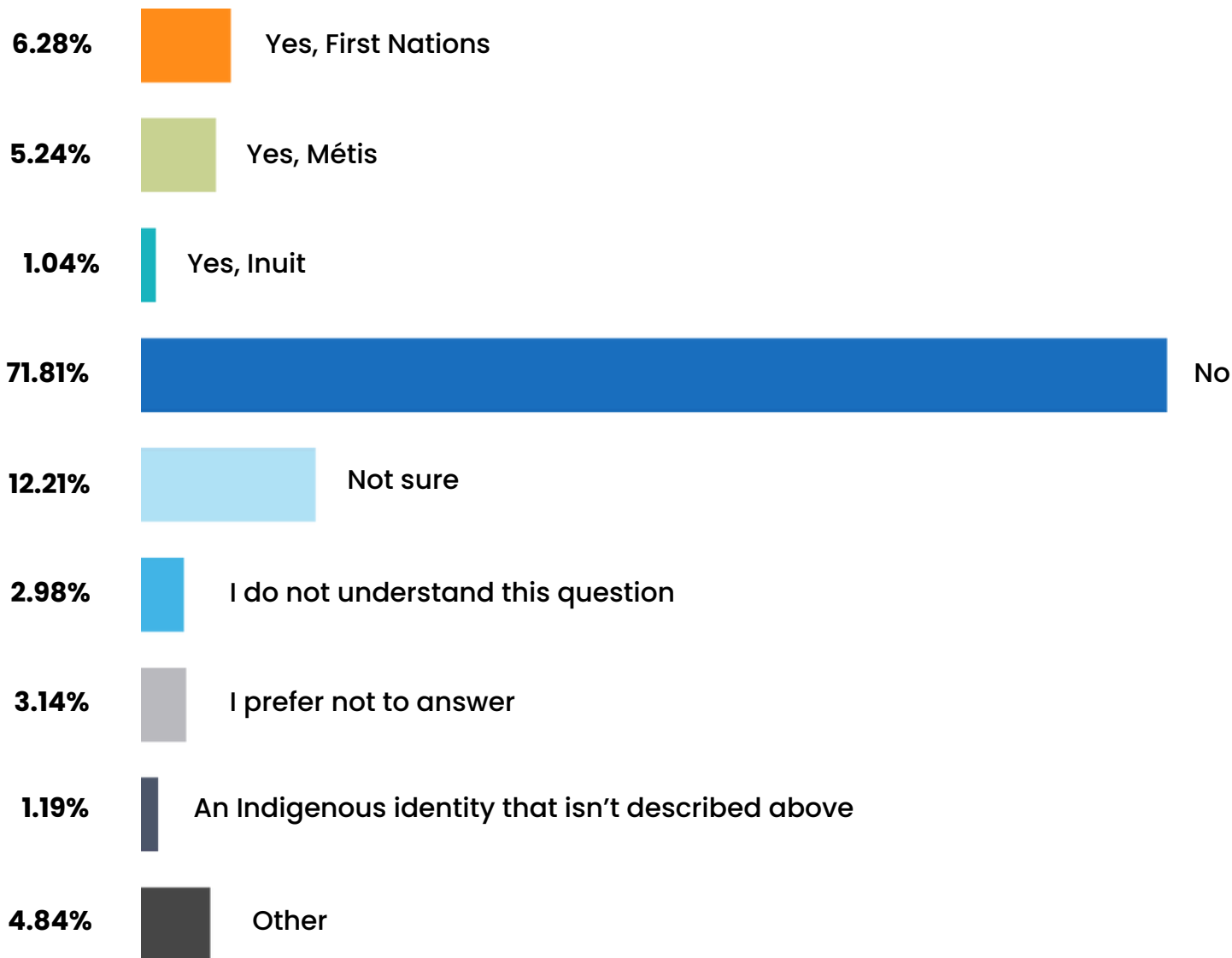
In total, 3498 students participated in the survey out of a possible 5286 students. This is a 66 per cent response rate.

GRADES	STUDENTS ENROLLED*	STUDENTS RESPONDED	RESPONSE RATE (%)
4-6	1708	1408	82
7-12	3578	2090	58
Total	5286	3498	66

*Grades 4-12 students enrolled in FMPSD as of February 13, 2025

1. Do you identify as First Nations, Métis, and/or Inuit?

Grades 4–6 survey and Grades 7–12 survey combined (3185 responses)



The sum of responses may exceed 100% because a student could choose more than one option for this question.

2. Which of the following best describes you?


Grades 4–6 survey and Grades 7–12 survey combined (3162 responses)



The sum of responses may exceed 100% because a student could choose more than one option for this question.

3. What ethnic or cultural origin(s) do you see yourself as?

Grades 4–6 survey and Grades 7–12 survey combined (3144 responses)



The sum of responses may exceed 100% because a student could choose more than one option for this question.

4. What is your religion and/or spiritual affiliation?

Grades 4–6 survey
(1342 responses)

Grades 7–12 survey
(1791 responses)

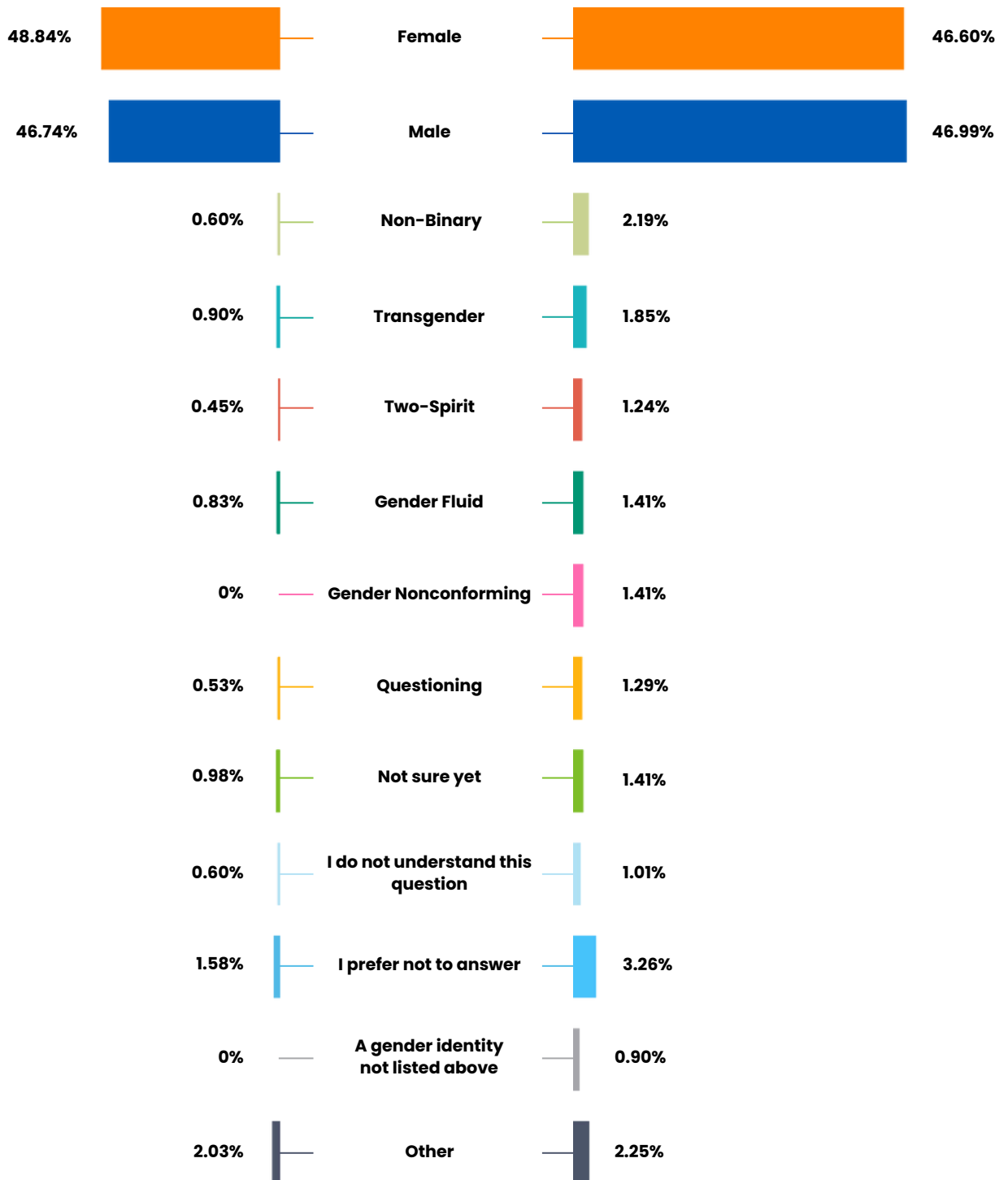


The sum of responses may exceed 100% because a student could choose more than one option for this question.

5. Please describe your gender identity.

Grades 4–6 survey
(1333 responses)

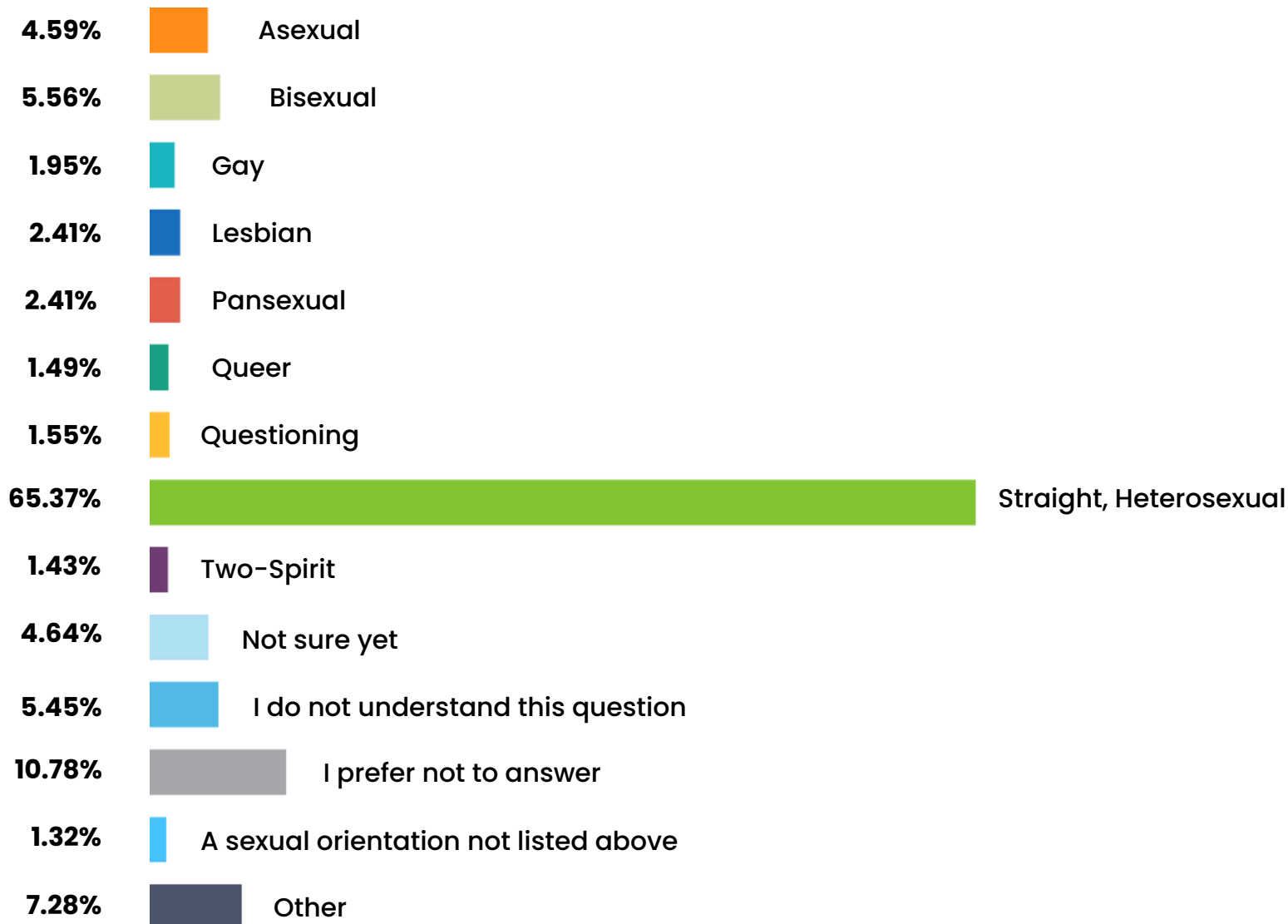
Grades 7–12 survey
(1791 responses)



The sum of responses may exceed 100% because a student could choose more than one option for this question.

6. Please describe your sexual orientation.

Grades 7–12 survey (1779 responses)



The sum of responses may exceed 100% because a student could choose more than one option for this question.

Moving Forward

We are proud that students across our schools come from a variety of backgrounds, cultures, communities and experiences.

The findings of the Student Demographic Survey are just the beginning. We will analyze the findings with other student information we have related to academic achievement, safety and a sense of belonging. Together, this information will help us answer questions about how students experience school and where the Division can take action to improve their experience.

As we move forward, we are committed to working with students to gain further perspectives and insights. Once the Division has a better understanding of how students experience racism and inequity at school, we can take the next steps to reduce barriers. Our goal is to improve the school experience so that all students can be proud of who they are and feel welcome at school.

References

- [Board Policy 19: Sexual Orientation and Gender Identity](#)
- [Board Policy 20: Student Conduct, Welcoming, Caring, Respectful and Safe Environments](#)
- [Administrative Procedure 203: Multiculturalism](#)
- [We Belong Advisory Committee Strategic Plan](#)
- FMPSPD "We Belong" Advisory Committee



Families are encouraged to visit the Student Demographic Survey page on the Division's website for more information.